



## **1048 SERIES PIZZA OVEN REPLACEMENT PARTS LIST**



**EFFECTIVE FEBRUARY 23, 2012**

Superseding All Previous Parts Lists.

The Company reserves the right to make substitution in the event that items specified are not available.

ERRORS: Descriptive and/or typographic errors are subject to correction.

---

### **BLODGETT OVEN COMPANY**

44 Lakeside Avenue, Burlington, Vermont 05401 USA Telephone: (802) 658-6600 Fax: (802) 860-3732  
[www.blodgett.com](http://www.blodgett.com)

*P/N 54116 Rev C*

**IMPORTANT:** When ordering parts, please provide the model, gas type and serial number of the oven. The identification plate is located on the left side of the combustion compartment and, also, above the control panel under the ledge.

☑  
◆  
\*

ASAP Distributor Required Stocking Parts  
Doors Are Not Returnable  
Item Is Too Large For UPS

## BURNER & PIPING ASSY. PARTS

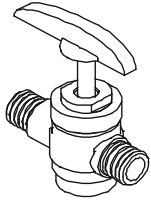
| Ref. No. | Part No.   | Description  |
|----------|--|--|
| 8        | 33294  | Steel Tube Burners (Set of 2)  |
|          | 16361  | Air Shutter Only   |
|          | 3001   | Locknut for Air Shutter  |
|          | 8717   | Orifice, Main Burner (Set of 2)<br>(Specify Model & Gas Type)                    |
|          | 34959  | Manifold Assy. (w/flex hose)   |
|          | 4872   | Manifold Plug 1/8"   |
|          | 34957  | Flexible Hose w/fittings (for Manifold)  |
|          | 3807   | Union 1/2"   |
|          | 1949   | Nipple 1/2" x 1-3/16"  |
| 4        | ☑ 11529  | Thermostat, FDH w/ Knob (300°- 650°)   |
|          | 10392  | Dial/Knob, FDH Thermostat  |
| 2        | ☑ 7854   | Gas Valve w/ Handle  |
|          | ☑ 7855   | Handle, Gas Valve  |
| 3        | ☑ 11334  | Pilot Burner for FMEA Valve, Natural (for<br>ovens manufactured 3/61 - 1/18/09)  |
|          | ☑ 11335  | Pilot Burner for FMEA Valve, LP (for<br>ovens manufactured 3/61 - 1/18/09)       |
|          | 52302  | Upgrade safety valve kit (see note)  |
|          | <b>NOTE:</b> Needed for any oven manufactured between 3/61 and 1/18/09. This upgrade kit is only needed once per oven. |  |
|          | 55127  | TS11 Safety valve for ovens manufactured<br>after 2/16/12 with 1/4" pilot tube   |
|          | 52091  | TS11 Thermocouple for ovens<br>manufactured after 1/18/09                        |
|          | 55132  | Pilot Assy, Natural for ovens manufactured<br>after 2/16/12 with 1/4" pilot tube |
|          | 55407  | Pilot Assy, LP for ovens manufactured<br>after 2/16/12 with 1/4" pilot tube      |
|          | 8708   | Tubing, Pilot Burner   |
|          | 1979   | Nipple 1/2" x 1-1/2"   |
| 7        | 4589   | Pressure Regulator, Natural  |
|          | 10441  | Pressure Regulator, LP   |
|          | ☑ 5386   | Orifice, Pilot, Natural (.018) (Before 1/25/09)                                  |
|          | ☑ 5387   | Orifice, Pilot, LP (.010) (Before 1/25/09)                                       |
|          | 17649  | Thru Pipe Assy.  |
|          | 55245  | Pilot Assy., Natural or LP after 1/18/09<br>before 2/16/12                       |
|          | 52092  | TS11 Safety Valve after 1/18/09 before<br>2/16/12 with 3/16" pilot tube          |

## BURNER COMPARTMENT COMPONENTS

| Ref. No. | Part No.   | Description                  |
|----------|--|------------------------------|
|          | 4644   | Deflector Assy. (3 Piece)    |
| 9        | 4643   | Deflector, Side Panel (Each) |
| 10       | 5593   | Deflector, Center Panel      |
|          | <b>NOTE:</b> Two piece deflectors are no longer available. |                              |
|          | 20726  | Pilot Shield, S/S            |
|          | 20663  | Manifold Shield Assy.        |
|          | 20725  | Burner Divider               |

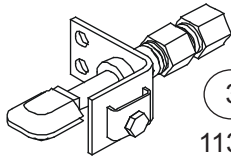
## BAKING COMPARTMENT COMPONENTS

| Ref. No. | Part No. | Description                             |
|----------|----------|---|
| *        | 24664    | Ultra Rokite Deck (2 Piece)             |
|          | 23235    | Flue Plate & Slide Assy. RH Adjustable  |
|          | 23234    | Flue Plate & Slide Assy. LH Adjustable  |
|          | 8353     | Steel Shelf (2 Piece)                   |
|          | 3655     | Flue Plate, LH                          |
|          | 3656     | Flue Plate, RH                          |
| 5        | 18113    | Baking Door Seal (Crumb Catcher)        |
|          | 17964    | Thermostat Bulb Guard (Before 10/28/09) |
|          | 53112    | Thermostat Bulb Guard (After 10/28/09)  |



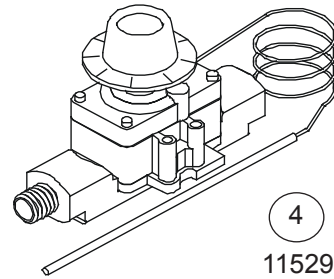
7854

2



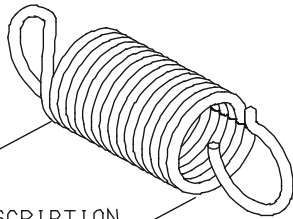
3

11334  
11335



4

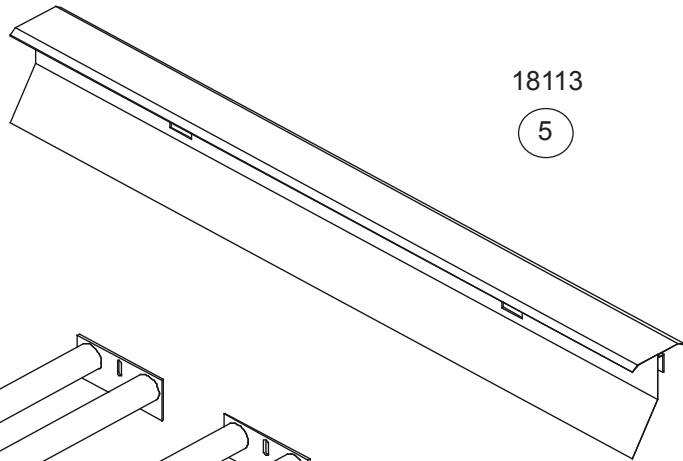
11529



SEE DESCRIPTION

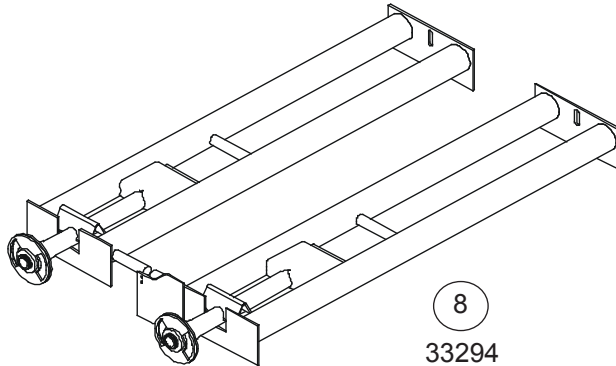
6

17712  
17713  
19780



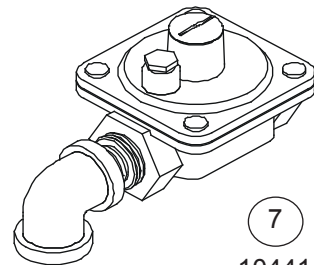
18113

5



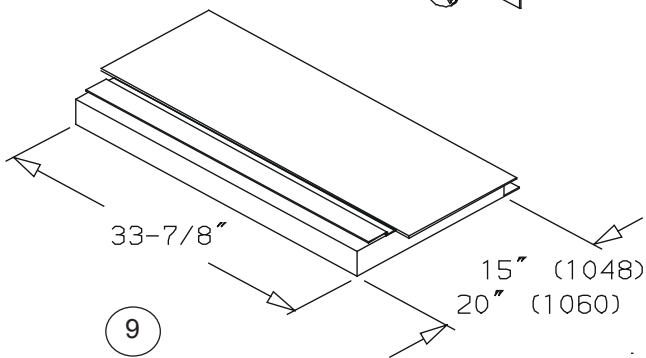
8

33294



7

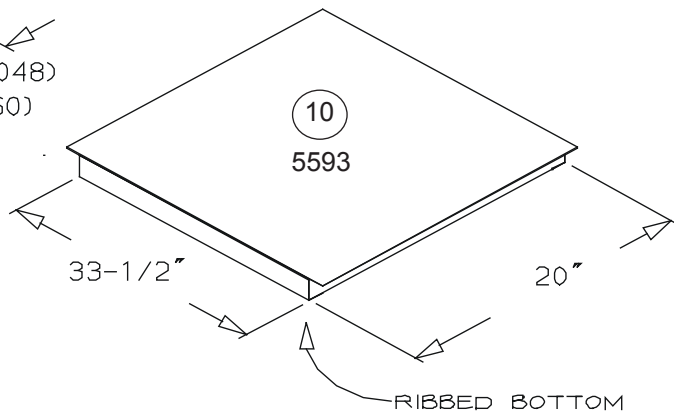
10441  
4589



9

4643

15" (1048)  
20" (1060)



10

5593

RIBBED BOTTOM

## DOOR COMPONENTS

| Ref. No. | Part No.                                  | Description  |
|----------|---|--|
| ♦        | 18658                                     | Burner Door Assy. (Complete w/ Handle, Support Arms & Hinge Pin) |
|          | 8336                                      | Handle, Burner Door, 12-5/8"                                     |
|          | 8337                                      | Support Arm, Burner Door   |
|          | 7873                                      | Hinge Pin, Burner Door   |
| *♦       | 18659                                     | Baking Door Assy. (Complete w/ Handle, Support Arms & Hinge Pin) |
|          | 18660                                     | Handle, Baking Door, 29-3/8"                                     |
|          | 8342                                      | Support Arm, Baking Door, LH                                     |
|          | 8343                                      | Support Arm, Baking Door, RH                                     |
|          | 21433                                     | Hinge Pin, Baking Door, RH                                       |
|          | 18383                                     | Hinge Assy., Door Link   |
|          | 3652                                      | Door hinge w/pin, welded, for support arm.                       |
|          | 3817                                      | Pin only on door, for 3652                                       |
|          | 3840                                      | Retainer Ring, Baking Door                                       |
|          | 5878                                      | Spirol Pin   |
|          | 11694                                     | Washers, Door (Flat) (Set of 10)                                 |
|          | 17715                                     | Washer, Curved Spring  |
|          | 17970                                     | Holder Assy. w/ Pins, Spring                                     |
| 6        | <input checked="" type="checkbox"/> 17712 | Spring, Main 8" (Larger)   |
| 6        | <input checked="" type="checkbox"/> 19780 | Spring, Helper 6-1/2" (Smaller)                                  |
|          | 17623                                     | Bearing, Cylindrical   |
|          | 17624                                     | Bearing, Flanged Door  |
|          | 18092                                     | Seal, Door Opening Top S/S "V Shape"                             |

## EXTERIOR COMPONENTS

| Ref. No. | Part No. | Description   |
|----------|----------|---|
| *        | 11669    | Crown Assy. S/S (Trim at top of oven)                                 |
| *        | 18417    | Crown Frame Assy. (Dbl Oven) (Front Air Intake) (Before 4/89)         |
| *        | 8346     | Crown Angle Leg Frame S/S (Dbl Oven) (Bottom Air Intake) (After 4/89) |
|          | 8349     | Flue Connector  |
|          | 31689    | Draft Diverter, Canopy Venting, S/S                                   |
|          | 8348     | Draft Hood, Direct Venting, S/S (10" Diameter)                        |
|          | 17830    | Legs, 12" S/S w/ Bolts (Set of 4)                                     |
|          | 18693    | Legs, 19" S/S w/ Bolts (Set of 4)                                     |
|          | 17831    | Legs, 32" S/S w/ Bolts (Set of 4)                                     |
|          | 30822    | Legs w/ Casters, 7" Black w/ Bolts (Set of 4)                         |
|          | 31588    | Legs w/ Casters, 12" Black w/ Bolts (Set of 4)                        |
|          | 30823    | Legs w/ Casters, 19" Black w/ Bolts (Set of 4)                        |
|          | 30824    | Legs w/ Casters, 27" Black w/ Bolts (Set of 4)                        |
|          | 17566    | Bolts, Legs (Set of 12)   |
|          | 37008    | Access Panel, LH  |
|          | 18112    | Control Cover Panel, RH (Before 1/25/09)                              |
|          | 52096    | Control Cover (After 1/25/09)   |
|          | 37007    | Side Cover (to access springs)  |
|          | 11255    | Nameplate, Blodgett 12-3/4"   |
|          | 20326    | Lighting Instruction Plate  |
|          | 8350     | Louvered Box (bottom of oven)   |
|          | 21826    | Gas Connector Kit, 36"  |
|          | 21242    | Gas Connector Kit, 48"  |

# EXCLUSIVE TO EXPORT (CE & NON CE)

| Ref.<br><u>No.</u> | Part<br><u>No.</u> | <u>Description</u>                                |
|--------------------|--------------------|---|
| 9635               |                    | Dial/Knob, Thermostat FDH (°C)350°<br>CE & NON CE |
| 11529              |                    | Thermostat CE & NON CE                            |
| R4435              |                    | Gas Valve, Manual CE                              |
| R0364              |                    | Square "D" Knob (for gas valve) CE                |
| 34067              |                    | Safety Lighting Pilot Valve CE                    |
| R0364              |                    | Knob, Square D (For CE Safety Valve) CE           |
| 34946              |                    | Pilot Burner Kit, LP CE                           |
| 34927              |                    | Pilot Burner, LP CE                               |
| 8922               |                    | Pilot Tubing CE & NON CE                          |
| 3835               |                    | Thermocouple, Pilot CE                            |
| 20663              |                    | Manifold Shield NON CE                            |
| 18419              |                    | Manifold Assy NON CE                              |
| 37008              |                    | Panel, Access LH NON CE                           |
| 8336               |                    | Handle, Burner Door NON CE                        |
| 18660              |                    | Handle, Baking Door NON CE                        |